




PHYSICALLY ACTIVE LEARNING



# SHAPE HUNT



# SHAPE HUNT

## Objective

In this activity, the children shall search for geometric shapes whilst they are physically active. They must register a message and find the correct shape either individually or in cooperation with others.

## Equipment

No equipment required.

## Instructions

1. An adult gathers the group and gives the children the task informing them what to hunt for, preferably in the preschool's outdoor play area.
2. Example of a task: Can you see something that is square/rectangular-shaped?
3. The children shall then run as fast as they can to something that is square-shaped. They can either run and find their own shapes or cooperate on finding something that is the correct shape.
4. After they have found a shape, the children gather again.
5. The person in charge of the game gradually presents new tasks (shapes).

## Variation

- As a variation, you can add various ways of moving around. For instance, Can you crab and make a circle? Can you jump and make a triangle?
- The children can cooperate and play in pairs when looking for the shapes.
- You could play the game, for example, in a school playground where shapes have been drawn.
- You could put different illustrations of shapes in the outdoor play area for them to find.
- You could also get the children to fetch different-shaped objects, and perhaps make a relay race with them.